




539_B

525_B



TILTING BELT AND DISK TABLE

APARATO BANDA Y MESA DISCO INCLINABLE

THREE PHASE MOTOR 2 SPEED

MOTOR TRIFÁSICO 2 VELOCIDADES

3 OPERATION POSSIBILITIES














- ON TABLE
- ON SUPPORT
- ON RUBBER PULLEY

3 TRABAJOS

- EN PLANO
- EN APOYO
- SOBRE LA POLEA DE GOMA

POSSIBILITY TO BE CONNECTED TO AN EXTRACTION SYSTEM











ADAPTACIÓN PARA EQUIPO DE ASPIRACIÓN DEL POLVO

| Technical data | | | Datos técnicos | | | | | | | |
|--|-------------|---|---|---|---|--|---|---|---|---|
| ART. | Code Código | WATT |  |  |  |  |  |  |  |  |
| Belt/disk combined sanders - Lijadoras combinadas banda/disco | | | | | | | | | | |
| 534B | 8.28.61.31 | 900  | 1400 | 27 | 120x1500 | 160x410 | 385x200 | 350 | 90°÷135° | 63 |
| 535B | 8.28.61.21 | 750  | 1400 | 27 | 120x1500 | 160x410 | 385x200 | 350 | 90°÷135° | 63 |
| 536B | 8.28.61.32 | 600/900  | 1400/2800 | 27 | 120x1500 | 160x410 | 385x200 | 350 | 90°÷135° | 63 |
| 537B | 8.28.62.31 | 1500  | 1400 | 30 | 150x1750 | 200x500 | 435x200 | 400 | 90°÷135° | 81 |
| 539B | 8.28.62.32 | 1350/1600  | 1400/2800 | 30 | 150x1750 | 200x500 | 435x200 | 400 | 90°÷135° | 81 |

* Assembled steel column (included) - Montadas en base de acero (de serie)

 230 Volt - Hz 50 single-phase motor - Motor monofásico 230 Volt - Hz 50

 400 Volt - Hz 50 three-phase motor - Motor trifásico 400 Volt - Hz 50

| Technical data | | | Datos técnicos | | | | | | | |
|--|-------------|---|---|---|---|--|---|---|---|---|
| ART. | Code Código | WATT |  |  |  |  |  |  |  |  |
| Belt/disk combined sanders - Lijadoras combinadas banda/disco | | | | | | | | | | |
| 522B | 8.27.61.32 | 600/900  | 1400/2800 | - | - | - | 385x200 | 350 | 90°÷135° | 42 |
| 525B | 8.27.62.32 | 1350/1600  | 1400/2800 | - | - | - | 435x200 | 400 | 90°÷135° | 52 |

* Assembled steel column (included) - Montadas en base de acero (de serie)

 230 Volt - Hz 50 single-phase motor - Motor monofásico 230 Volt - Hz 50

 400 Volt - Hz 50 three-phase motor - Motor trifásico 400 Volt - Hz 50

TECHNICAL FEATURES

These products are aimed at industrial machining thanks to their high reliability and sturdiness

- Powerful, reliable and silent induction motors
- Conforming to CE Standards
- Easy and quick belt replacement
- 3 operation possibilities: on table, on support, on rubber pulley
- Tilting belt tale unit

STANDARD FITTINGS

- Electric control panel (ART. 510-511 not included)
- START-STOP switch with anti-reset safety fitted with emergency mushroom-shaped button
- Adjustable accident prevention guards
- Possibility to be connected to an extraction system
- Sand belt
- Stainless steel column with tool-holder shelf (ART.510-511 not included)



CARACTERÍSTICAS TÉCNICAS

Productos orientados a trabajos industriales gracias a su gran fiabilidad y robustez

- Motores de inducción, potentes, silenciosos y fiables
- Conformes con las normativas CE
- Cambio práctico y rápido de la banda y del disco
- 3 trabajos: en plano, en apoyo, sobre la polea de goma
- Aparato banda y mesa disco inclinable
- Disco abrasivo con sistema velcro

EQUIPAMIENTO DE SERIE

- Cuadro de mandos eléctricos.
- Interruptor de arranque-parada con sistema de seguridad antiarranque provisto de pulsador fungiforme de emergencia y de protección térmica
- Protecciones de seguridad regulables
- Adaptación para equipo de aspiración del polvo
- Disco y banda abrasivos
- Base en acero con mesa porta objetos (excepto ART. 510-511)



1 WORK ON TABLE
TRABAJO EN PLANO

2 WORK ON SUPPORT
TRABAJO EN APOYO

3 WORK ON RUBBER
PULLEY
TRABAJO SOBRE LA
POLEA DE GOMA